



# Range Portable Air Compressors






# Portable Air Compressors

## Performance you can trust

Doosan Infracore Portable Power (DIPP) is proud to present its complete line of **CE compliant portable compressors**: 24 different models, with **free air deliveries** between 2 and 45m<sup>3</sup>/min and operating pressures between 7 and 25 bar.

Each DIPP compressor is "built to be used" offering the **highest level of durability, productivity and serviceability**. This proven reliability and retained value makes a DIPP compressor a **wise investment** in today's competitive environment.



### High Ambient capability

All CE compliant models have an LAT value of 46°C. For applications in **hot climates** outside the CE territory, the High Ambient **option** offers an **LAT of 52°C**.

### Large fuel tank capacity

Well-positioned fuel tanks with large filler size, **limiting fuel spillage** risk.





### Serviceability & internal accessibility

Serviceability is excellent, with [easy access](#) to all [maintenance points](#). All areas have been carefully designed for ease of inspection, maintenance and repair. Service intervals for different compressor components have been rationalized to [reduce associated costs](#) for the customer and increase utilization in the plant hire industry.

### Security

Features include a [lockable canopy](#) and lockable [steel instrument panel cover](#). In addition, a folding lift bail [reduces the risk of theft](#) by keeping the lifting eye within the compressor enclosure.



### Modular design and flexibility

Highly modular design allows optional equipment to be added easily. The [wide range of options](#) available allow the machines to be adapted to the specific application, such as fitting of an [aftercooler](#) system for abrasive blasting, to a personal paint scheme in the customer's livery.



### Easy to operate

DIPP compressors have an intuitive, simple key-start sequence. [Ideal for rental companies](#) because of the [reduced risk](#) of machine abuse by untrained operators. The [user-friendly control panel](#) offers an open layout of instruments and warning indicators.

# Portable Air Compressors Specifications



Model		7/20	7/26E	7/31E	7/41	7/51	7/170
<b>COMPRESSOR</b>							
Free air delivery	m <sup>3</sup> /min (cfm)	2.0 (70)	2.5 (88)	3.0 (105)	4.0 (141)	5.0 (176)	7.1 (252)
Rated operating pressure	bar (psi)	7 (100)	7 (100)	7 (100)	7 (100)	7 (100)	7.0 (100)
Maximum allowable pressure	bar (psi)	8.6 (125)	8.6 (125)	8.6 (125)	8.6 (125)	8.6 (125)	8.6 (125)
Safety valve setting	bar (psi)	10 (145)	10 (145)	10 (145)	10 (145)	10 (145)	10.0 (145)
<b>ENGINE</b>							
Make		Kubota	Ingersoll Rand	Ingersoll Rand	Ingersoll Rand	Ingersoll Rand	Ingersoll Rand
Model		3IRJ5N	3IRH2NS	3IRH8N	4IRH8N	4IRI8NE-2	4IRI8NE-2
No. of cylinders		3	3	3	4	4	4
Full load speed	rpm	3000	2800	2800	2800	2400	2300
Power	kW (hp)	17.5 (23.5)	21.2 (28.5)	26.0 (34.8)	34.8 (47.0)	50.2 (67.3)	59.2 (80.0)
Electrical	volts	12	12	12	12	12	12
Cooling		water	water	water	water	water	water
Fuel tank capacity	litres	26	50	50	40	50	111
Air outlets BSPT (British Standard Pipe Thread)		2x $\frac{3}{4}$ "	2x $\frac{3}{4}$ "	2x $\frac{3}{4}$ "	2x $\frac{3}{4}$ "	3x $\frac{3}{4}$ "	1x1 $\frac{1}{4}$ "
<b>SOUND LEVEL DATA</b>							
Fully compliant to outdoor noise directive 2000/14/EC (2006)	LW <sub>a</sub>	97	98	98	98	98	99
<b>TYRES</b>							
Tyre size		155R13	155R13	155R13	155R13	155R13	185R13
Number of wheels		2	2	2	2	2	2
<b>DIMENSIONS (WITH RUNNING GEAR)</b>							
Length (fixed height)	mm	2611	2923	2923	3052	3457	3561
Length min~max (adjustable height)	mm	2695 ~ 2905	3213 ~ 3369	3213 ~ 3369	3322 ~ 3577	3537 ~ 3827	3806 ~ 4056
Width	mm	1272	1390	1390	1390	1520	1700
Height	mm	1130	1235	1235	1369	1486	1540
Ground clearance	mm	205	220	220	250	250	250
Weight (net) fixed/adjustable	kg	430	575 / 590	595 / 610	650 / 700	870 / 920	1250 / 1300
Weight (working) fixed/adjustable	kg	445	615 / 630	635 / 650	685 / 735	905 / 955	1345 / 1400
<b>DIMENSIONS (ON SHIPPING SUPPORT)</b>							
Length	mm	1443	1764	1764	1785	2128	2470
Width	mm	940	940	940	940	1070	1200
Height	mm	930	1145	1145	1204	1230	1420
Weight (net)	kg	385	495	515	535	760	1190
Weight (working)	kg	400	535	555	570	795	1290
Unbraked running gear - deduct fix/ adj.	kg	25	35/30	35/30	NA	NA	NA
Generator option - add	kg	NA	53	53	53	53	53

\* Or 215/75 R16 \*\* 225/75 R16 for France

## Factory Fitted Option (see table for availability per model)



### Variable height running gear

**Feature:** Comprehensive running gear configuration with EC lighting requirements on all road tow running gear 7/20 through to 7/170.

**Benefit:** Gives towing height flexibility.



### Less Running Gear - Shipping support

**Feature:** Temporary metal support to ensure safe transit of the unit to the customer.

**Benefit:** Reduced risk of machine damage.



### Less Running Gear - Permanent support

**Feature:** Permanent metal support for the running gear.

**Benefit:** Typically ordered when permanently mounted.



	12/56	14/85	10/105	9/110	7/120	14/115	10/125	7/170	12/150
150)	5.6 (200)	8.5 (300)	10.3 (365)	10.6 (375)	12.0 (425)	11.3 (400)	12.7 (450)	17.0 (600)	14.9 (526)
200)	12.1 (175)	14.0 (200)	10.3 (150)	8.6 (125)	7.0 (100)	14.0 (200)	10.3 (150)	7.0 (100)	12 (175)
225)	13.0 (190)	15.5 (225)	12.1 (175)	10.3 (150)	8.6 (125)	15.5 (225)	12.1 (175)	8.6 (125)	12,7 (184)
245)	15.0 (217)	17.2 (250)	13.8 (200)	13.8 (200)	10.3 (150)	17.2 (250)	13.8 (200)	12.0 (175)	15 (218)
Ingersoll Rand	Ingersoll Rand	Ingersoll Rand	Ingersoll Rand	Ingersoll Rand	Ingersoll Rand	Ingersoll Rand	Ingersoll Rand	Ingersoll Rand	Cummins
IRTE	4IRI8TE	4IRD5AE	4IRD5AE	4IRD5AE	4IRD5AE	6IRF8AE	6IRF8AE	6IRF8AE	QSB 6,7 FR91440
	4	4	4	4	4	6	6	6	6
2000	2300	2200	2200	2200	2200	2200	2200	2200	2000
79.4)	59.2 (79.4)	93 (125)	93 (125)	93 (125)	93 (125)	129 (173)	129 (173)	129 (173)	164 (220)
2	12	24	24	24	24	24	24	24	24
er	water	water	water	water	water	water	water	water	Water
2	112	219	219	219	219	276	276	276	310
3x3/4"	1x1 1/4", 3x3/4"	1x1 1/4", 3x3/4"	1x1 1/4", 3x3/4"	1x1 1/4", 3x3/4"	1x1 1/4", 3x3/4"	1x2", 1x1 1/4", 2x3/4"	1x2", 1x1 1/4", 2x3/4"	1x2", 1x1 1/4", 2x3/4"	1x2", 3x1 1/4"
9	99	99	99	99	99	99	99	99	99
14 C	185 R14 C	205/75 R16	205/75 R16	205/75 R16	205/75 R16 *	205/75 R17.5	205/75 R17.5	205/75 R17.5 **	225/75R16
	2	2	2	2	2	2	2	2	2
35	3565	4120	4120	4120	4120	4852	4852	4852	4820
4062	3806 ~ 4062	4262 ~ 4478	4262 ~ 4478	4262 ~ 4478	4262 ~ 4478	4793 ~ 4998	4793 ~ 4998	4793 ~ 4998	4995~5155
10	1700	1985	1985	1985	1985	1985	1985	1985	2130
15	1545	1810	1810	1810	1810	1890	1890	1890	2135
20	250	250	250	250	250	250	250	250	293
1290	1250 / 1290	1935/1965	1935/1965	1935 / 1965	1935 / 1965	2570 / 2650	2570 / 2650	2570 / 2650	2513/2572
1385	1345 / 1385	2121 / 2151	2121 / 2151	2121 / 2151	2121 / 2151	2770 / 2850	2770 / 2850	2770 / 2850	2763/2824
25	2475	2675	2675	2675	2675	3122	3122	3122	3350
30	1200	1380	1380	1380	1380	1550	1550	1550	1590
37	1427	1400	1400	1400	1400	2055	2055	2055	1700/2130
46	1196	1660	1660	1660	1660	2420	2420	2420	2233
46	1296	1830	1830	1830	1830	2745	2745	2745	2483
NA	NA	NA	NA	NA	NA	NA	NA	NA	NA
5	53	NA	NA	NA	NA	NA	NA	NA	NA



**Permanent mount**  
 support replacing the running  
 when the machine is to be truck



**Single colour paint and laser etching option for canopy**  
 Feature: Upper enclosure to customer colour.  
 Benefit: Allows customer specific livery and reduces the risk of theft.



**Jockey wheel**  
 Feature: All units have a jockey wheel as standard.  
 (Except 7/20, not required on 9/270 through to 21/215).  
 Benefit: Helps on-site manoeuvrability.



**Lubricator**  
 Feature: An in-built lubricator option helps to oil downstream pneumatic tools. It is available up to the 7/170, excluding the 14/115 and 10/125.  
 Benefit: Increases tool reliability and life.



**Wheel chocks**  
 Feature: 2 Wheel enclosure.  
 Benefit: A legal requirement to help prevent movement.





9/270	9/300	12/235	17/235	21/215	10 / 370	10 / 455	25 / 300	25 / 330
27.0 (950)	30.0 (1060)	23.5 (825)	23.5 (825)	21.5 (750)	36.8 (1300)	45.3 (1600)	30.3 (1070)	33.1 (1170)
8.6 (125)	8.6 (125)	12.0 (175)	17.2 (250)	21.0 (300)	10.3 (150)	10.3 (150)	25 (365)	25 (365)
10.3 (150)	10.3 (150)	13.8 (200)	19 (275)	22.8 (330)	12.1 (175)	12.1 (175)	25.9 (375)	25.9 (375)
15.0 (217)	15.0 (217)	15.0 (217)	28.5 (413)	28.5 (413)	13.7 (200)	13.7 (200)	29.3 (425)	29.3 (425)
Ingersoll Rand 6IRQ9AE	Ingersoll Rand 6IRQ9AE	Ingersoll Rand 6IRQ9AE	Ingersoll Rand 6IRQ9AE	Ingersoll Rand 6IRQ9AE	Cummins QSX 15	Cummins QSX 15	Caterpillar C15	Caterpillar C15
6	6	6	6	6	6	6	6	6
1800	1800	1800	1800	1800	1800	1800	1800	1800
224 (300)	254 (340)	224 (300)	254 (340)	254 (340)	380 (510)	418 (560)	354 (475)	403 (540)
24	24	24	24	24	24	24	24	24
water	water	water	water	water	water	water	water	water
550	550	550	550	550	870	870	874	874
1x2", 3x1¼"	1x2", 3x1¼"	1x2", 3x1¼"	1x2", 3x1¼"	1x2", 3x1¼"	1x3"	1x3"	1x3"	1x3"
100	100	100	100	100	NA	NA	NA	NA
750/16 6PR	750/16 6PR	750/16 6PR	750/16 6PR	750/16 6PR	215/75R17.5H	215/75R17.5H	215/75R17.5H	215/75R17.5H
4	4	4	4	4	4	4	4	4
4850	4850	4850	4850	4850	5840	5840	5840	5840
NA	NA	NA	NA	NA	-	-	-	-
2004	2004	2004	2004	2004	2290	2290	2290	2290
2290	2290	2290	2290	2290	2540	2540	2540	2540
300	300	300	300	300	200	200	200	200
4665	4665	4665	4665	4665	7302	7302	6774	6774
5125	5125	5125	5125	5125	8069	8069	7600	7600
4520	4520	4520	4520	4520	5670	5670	5670	5670
2004	2004	2004	2004	2004	2290	2290	2290	2290
2040	2040	2040	2040	2040	2210	2210	2210	2210
4465	4465	4465	4465	4465	7030	7030	6502	6502
4925	4925	4925	4925	4925	7797	7797	7234	7234
NA	NA	NA	NA	NA	NA	NA	NA	NA
NA	NA	NA	NA	NA	NA	NA	NA	NA



el chocks with attachments to lower  
requirement in Germany, these chocks can  
thine movement on a slope.

**Light weight compressor mounted hose reel**  
Feature: Allows the safe and compact storage of 20m of 3/4" hose. Available on certain models only.  
Benefit: Longer hose life and reliability, increased convenience for the operator.

**Toolbox**  
Feature: A built-in storage compartment designed to take a IR30 (30 kg) breaker.  
Benefit: Reduced risk of theft and facilitates transport.

**6 kVA generator option**  
Feature: This feature significantly increases compressor flexibility by supplying electrical output in addition to compressed air output. Electrical tools or other appliances can be run in parallel to pneumatic equipment.

# Features and options

Features and options (not exhaustive)	7/20	7/26E	7/41	7/51	7/71	7/120	7/170	12/150	9/270	10/370
		7/31E			12/56	9/110	10/125		9/300	10/455
						10/105	14/115		12/235	25/300
						14/85			17/235	25/330
								21/215		
Fixed height unbraked running gear	Opt	Opt	-	-	-	-	-	-	-	-
Fixed height braked running gear	Std	Std	Std	Std	Std	Std	Std	Std	-	-
Variable height unbraked running gear (incl. lights/side bars)	Opt	Opt	-	-	-	-	-	-	-	-
Variable height braked running gear (incl. lights/side bars)	Opt	Opt	Opt	Opt	Opt	Opt	Opt	Opt	-	-
Wagon wheel type running gear	-	-	-	-	-	-	-	-	Std	Std
Less running gear (base support mount with central drains)	Opt	Opt	Opt	Opt	Opt	Opt	Opt	Opt	Opt	Opt
Prop stand	Std	Opt	Opt	Opt	-	-	-	-	-	-
Jockey wheel	Opt	Std	Std	Std	Std	Std	Std	Std	-	-
Roadlights	Opt	Opt	Opt	Opt	Opt	Opt	Opt	Opt	-	-
Laser etching (rear canopy panel)	-	Opt	Opt	Opt	Opt	-	-	-	-	-
Lubricator	Opt	Opt	Opt	Opt	Opt	Opt	Opt	-	-	-
Toolbox	-	Opt	Opt	Opt	Opt	Std	Std	Std	-	-
Aftercooler and water separator	-	Opt	Opt	Opt	Opt	Opt	Opt	Opt	Opt	Opt
Aftercooler, water separator and filters (IQ) CE	-	Opt	Opt	Opt	Opt	Opt	Opt	Opt	Opt	Opt
Aftercooler, water separator, filters and reheater	-	-	-	Opt	Opt	-	-	-	-	-
Spark arrestor	-	Opt	Opt	Opt	Opt	Opt	Opt	Opt	Opt	Opt
Overspeed valve	-	Opt	Opt	Opt	Opt	Opt	Opt	Opt	Opt	Opt
Hose reel	-	Opt	Opt	Opt	Opt	-	-	-	-	-
Security lift bail	Std	Std	Std	Std	Std	Std	Std	Std	Std	Std
6 kVA generator (simultaneous operation)	-	Opt	Opt	Opt	Opt	-	-	-	-	-
Cold start	-	Opt	Opt	Opt	Opt	Opt	Opt	Opt	Opt	Opt
Wheel chocks	Opt	Opt	Opt	Opt	Opt	Opt	Opt	Opt	-	-
Clip for vehicle registration plate	Opt	Opt	Opt	Opt	Opt	-	-	-	-	-
Custom colour (RAL code required)	Opt	Opt	Opt	Opt	Opt	Opt	Opt	Opt	Opt	Opt
Wheel nut position indicator	Opt	Opt	Opt	Opt	Opt	Opt	Opt	Opt	-	-
Dual pressure switch (>7 bar units)	-	-	-	-	Opt	Opt	Opt	Opt	Opt	Opt
High ambient version (LAT 52°C)	-	Opt	Opt	Opt	Opt	Opt	Opt	Opt	Opt	-



## Wheel nut position indicator

**Feature:** The checkpoints are fixed to the wheel nuts and set in a recognizable pattern.

**Benefit:** Safety precaution – should a wheel nut loosen, the set pattern will be broken.



## Spark arrestor

**Feature:** Diesel engine exhaust spark arrestors are a basic but key safety feature for hazardous area applications.

**Benefit:** Eliminates the risk of exhaust sparks.



## Overspeed valve

**Feature:** Should the engine begin to accelerate due to volatile vapours in the atmosphere, an overspeed valve closes the air intake to the engine.

**Benefit:** Prevents damage due to overspeed.

# The Portable Air Compressors journey starts here



## Peace of mind

All compressor packages carry a standard 1 year or 2000 hour warranty. However, the R branded engine and airend (called the power-train) carries a standard 2 years or 4000 hours warranty Conditional on the continued use of genuine parts, fluids & filters and the machine being serviced at the correct specified intervals by an authorized DIPP distributor, the power-train warranty can be extended to 5 years or 10.000 hours. This warranty option enhances resale value through the ability to transfer the warranty from one owner to the next.

## Aftermarket solution

- Dealer stocking programme for frequently-used parts
- Express availability for other parts
- Factory technical support (available at our manufacturing plant for all product lines)
- Supporting you and your dealer with troubleshooting expertise on difficult service problems

## Financial solutions

Financing and leasing options tailored to meet your individual business needs. Our streamlined loan application and credit approval process can quickly make your business plans a reality.

At Doosan Portable Power, you are not just buying a powerful piece of equipment. You are investing in the strength of Doosan Portable Power and its people. From engineers and factory technicians, to field representatives and your dealer, we support your purchase.

We are committed to helping you realize maximum value job after job, day after day. Wherever you see a piece of Doosan Portable Power equipment, you'll know that all of Doosan Portable Power team is behind it.

Our industry-leading support system will keep you up and running for as long as you own your Doosan Portable Power equipment. Doosan Portable Power is committed to supporting the product throughout its life. We are dedicated to providing you and your business an invaluable source for product information, financial service, training, technical service bulletins, service, parts and more...

## More than compressors



Product improvement is a continuous goal at Doosan Infracore Portable Power. Specifications and design are subject to change without notice or obligation. All dimensions in mm.



[www.doosanportablepower.com](http://www.doosanportablepower.com)

